

Reception Meeting for Parents and Carers

July 2023

Led by:

Mrs Stephanie Kane (EYFS Lead)

Mrs Sarah Gordon-Weeks (Principal)



Welcome

- We are very pleased you have chosen Dashwood Academy to begin your child's school **journey** and become part of our **community**.
- We are a **unique** school who offer many opportunities and real life experiences for children.
- We see all children as **individuals** and tailor their education to their needs.
- We are part of the **Aspirations Academies Trust** and base our visions and values around theirs.



OUR MISSION

GROWING TOGETHER; SUCCEEDING TOGETHER

Starting School

- Your child will need **uniform** and a **PE kit**– please see your parents handbook.
- They will take part in **Forest School** weekly so a pair of wellies, waterproofs and old clothes will be useful.
- Please send them in with a named **water bottle** (only water in these please for oral hygiene)
- We provide milk and fruit for **snack time**.
- Please ensure your child has some form of **book bag**
- Children will receive **homework** and reading books.
- **Name** everything! EVERYTHING!!!
- No toys or jewellery please.
- Coats, hats, sun cream **daily** or when needed.



The School Day

- Drop off at **8:45am** at the classroom doors
- Pick up at **3:10-3:15pm** at the classroom doors.
- Four class **carpet sessions** a day
- **Discovery time**, adult led smaller **guided groups** and targeted **interventions** throughout the day too.
- **Lunch** in the hall – school dinners are free but need to be booked in advance on ‘Parent Pay’. Can bring a **healthy packed lunch** as an alternative (not both please).
- Weekly sessions:
 - PE
 - Forest School
 - Library



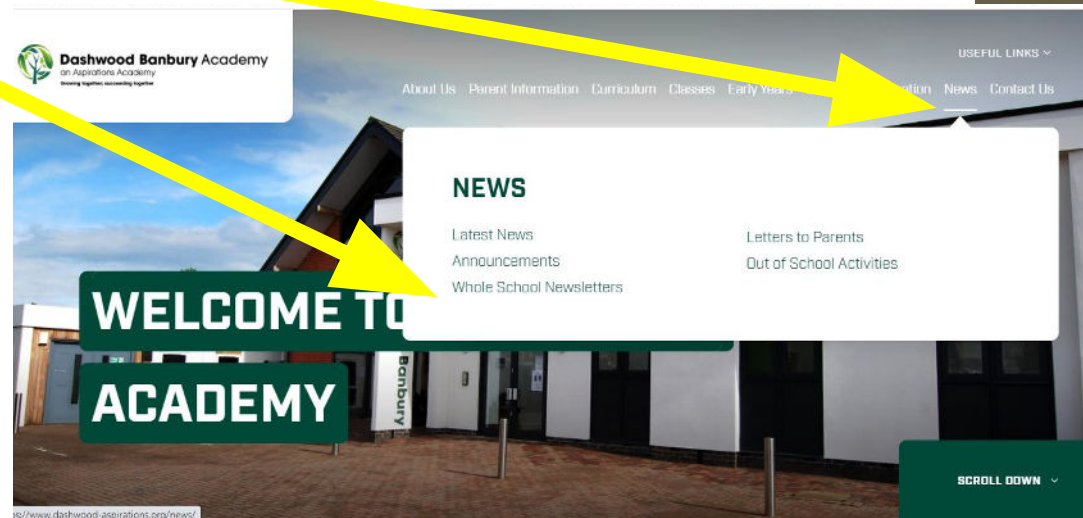
The School Year

- PTFA organised events
- Celebration assemblies
- Cultural events and festivals
- Sharing time
- Parents workshops (incl. phonics)
- Trips and visitors
- Whole school and interfamily events
- Sporting fixtures
- Performances
- Parents Evenings



Staff and Communication

- Steph/Leila and Laura are predominantly based with **Pear class**.
- Alice Georgia and Leah will be with **Peach class**.
- Letters will be placed online.
- Texts and Tapestry for updates
- Facebook/Twitter
- Open door policy



Keeping your child safe

- Lots of **hand washing**
- **Locked gates** and a **one way** system in school
- Regular lessons on **wellbeing** and safety (including **internet safety**)
- Mental health curriculum as well as physical safety
- **Risk assessments** in place
- Regular **fire alarm** and lockdown practises
- **Password system** for collection
- Please ensure your details are **up to date**
- **Medication and allergies**
- The children are our **number one priority** to keep healthy and safe at all times



Settling in

- You will drop your child off at their new classrooms, staff will help to **settle** them into an activity.
- Pupils will start the year getting to know each other and the **routines**.
- They will become familiar with school rules and **expectations**.
- We are encouraging the children to be more **independent** with their belongings at drop off and home time.
- Sharing on **Tapestry** both from school and home.
- At **home time** children will need to wait to be called and we cannot allow parents/carers inside until all pupils have left.



Attendance

- We aim for **96%** or above
- Below 90% = Persistent absentee
- **No holidays** during term time – this is the law
- If ill = **call school** before 8.30am
- If they have a mild cold = normally send them in and we will keep an eye on them. If Covid-19 symptoms, take a test.
- Sickness/diarrhoea = 48 hour policy



Our Environment

- We have two Reception classrooms that are joined together and children are free to explore **both**.
- Different **areas** to promote and practise a range of skills, encourage conversation and creativity.
- Staff provide enhancements to these areas linked to a topic or children's interests.
- Access to outside daily, in all weathers.
- Children will be given a **tidy up area** and put into a **Key Family** to help them show a sense of belonging and leadership.



Behaviour

- **Whole school rules;** Ready, Respectful and Safe.
- Use the **Zones of Regulation** so pupils can reflect on their emotions, feelings and behaviour.
- **Thinking zones** are used to help support pupils to regulate themselves.
- Children will be given a **tidy up area** and put into a **Key Family** to help them show a sense of belonging and leadership.
- Pupils learn that there are positive and negative **consequences** for all behaviour.
- Dojo points, 'Star of the Day' and class rewards.




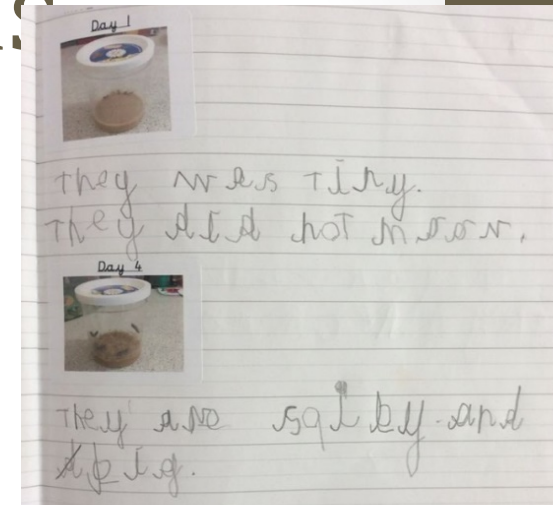
Curriculum and Schemes

- Follow the children's interests and also plan in short and longer topics to introduce new learning.
- Every topic starts with a WOW and ends with a Reflection
- White Rose Maths and Mastering Number schemes
- Read, Write Inc phonics scheme
- Talk4Writing literacy scheme – using model texts to learn and adapt
- Real life experiences
- Funky Finger Friday!




End of Year Expectations

- Pupils aim to achieve the **Early Learning Goals**
- Areas of learning:
 - **Communication and Language**
 - **Personal, Social and Emotional Development**
 - **Physical Development** (*gross and fine motor skills*)
 - **Literacy** (*read and write simple sentences, retell stories*)
 - **Mathematics** (*recall number bonds to 10*)
 - **Understanding the World** (*foundations of science, geography, RE, history, ICT*)
 - **Expressive Art and Design** (*creativity, imagination, role-play, singing, music*)
- The children will **graduate** at the end of the year!

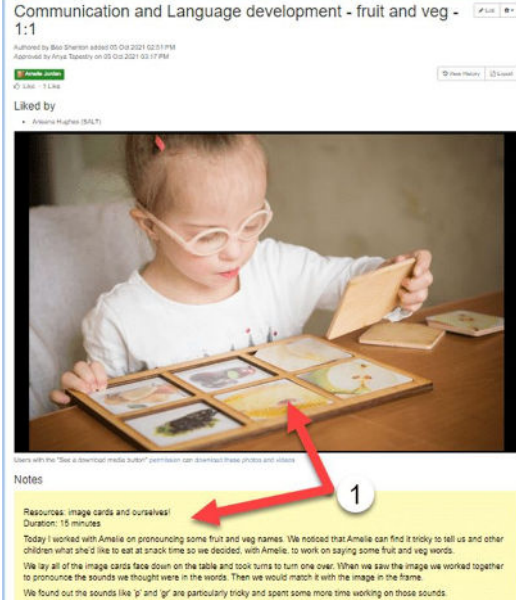


Tapestry

- You will have your own **personal login**
- Observations, home activities, photos, videos and memos will be posted **regularly** from school
- Please **activate** account and check regularly
- We'd love you to **add** photos from home too
- Please **do not** share on social media.
- Ability to download learning journal at the end of Year 1
- Download the APP or go to the website at:
<https://tapestry.info/>



The screenshot shows the login interface for Tapestry. At the top left is the Tapestry logo, a grid of colored squares. To its right is the text 'TAPESTRY ONLINE LEARNING JOURNAL'. Below the logo are two input fields: 'Email address' and 'Password'. A blue 'Log-in' button is positioned below the password field. A link 'Having trouble logging in?' is located below the button. At the bottom of the page, there are three sections: 'Need help?' with a 'Tapestry Tutorials' button, 'New to Tapestry?' with a 'What is Tapestry?' button, and a 'Tapestry is GDPR ready' status with a 'More Info' button.



The screenshot shows a journal entry titled 'Communication and Language development - fruit and veg - 1:1'. It is authored by 'Bibi Swanton' and approved by 'Anja Tapestry'. The entry includes a photo of a young girl named Amelie wearing glasses and playing with wooden blocks on a table. Below the photo is a 'Notes' section with the following text: 'Resources: image cards and ourselves! Duration: 15 minutes Today I worked with Amelie on pronouncing some fruit and veg names. We noticed that Amelie can find it tricky to tell us and other children what she'd like to eat at snack time so we decided, with Amelie, to work on saying some fruit and veg words. We lay all of the image cards face down on the table and took turns to turn one over. When we saw the image we worked together to pronounce the sounds we thought were in the words. Then we would match it with the image in the frame. We found out the sounds like 'p' and 'g' are particularly tricky and spent some more time working on those sounds.' A red arrow points from the number '1' in a circle to the 'Notes' section.

Top Tips

- **Try on uniform** and particularly encourage children to practise taking off their cardigans/jumpers.
- Show children what their **belongings look like**.
- Practise the **journey** to school and talk through first day expectations.
- Become confident to use the **toilet** on their own
- Use a **knife and fork** independently
- Practise getting completely **changed** for PE
- Wear **school shoes** around the house
- Practise **holding a pencil** with a tripod grip
- Children could practise **writing their name**



Home activities


- Oxfordshire Early Years have released an App and website about **'50 things to do before you are five'**
- <https://oxfordshire.50thingstodo.org/>
- Fun activity ideas that also promote talk and learning.
- Engage in **conversation** - Communication and language is vital and the foundation of all other learning.
- **Share stories daily** - Reading has the biggest impact on a child's success at school.



50 things to do

50 things to do before you are five

Free app



Thank you

- Please remember to **name, name, name** EVERYTHING
- Read **communications** from school
- Can you **help**? If you can give up a couple of hours a week to come and help we would love to have you.
- Please **ask** the staff if you have any questions.
- Finally – **thank you** so much for coming!

