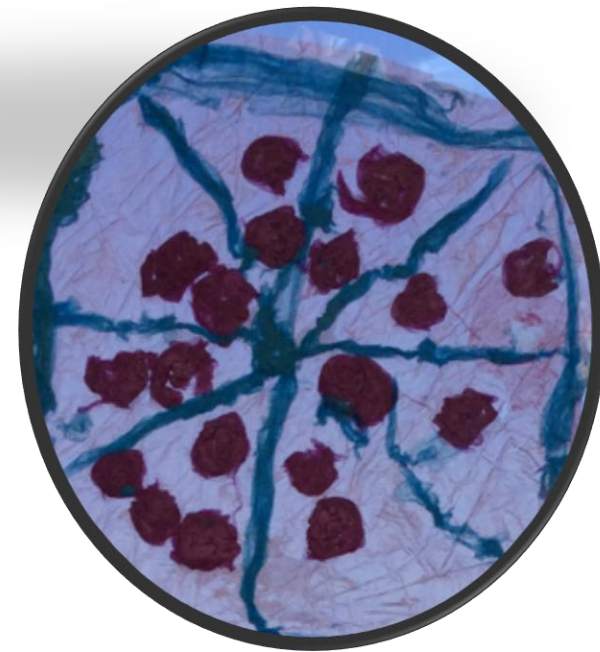




# Year 6 art through science - a creative celebration

Year 6 have had a super term learning all about micro-organisms! They have been studying the features of a virus, of bacteria and of fungi.

They were incredibly fortunate to have a visit from one of our parents who has worked on a parasite called *Schistosoma Mansoni*, which is a worm that lives in the blood vessels around the intestine in humans and causes disease. Pupils learnt about microscopy and the images it creates. They then had another amazing day working with teachers from Wykham Park Academy on creating their own micro-organism art. Pupils loved the individual and large-scale pieces that they created! It has been wonderful to share their creations and learning around the school for all to enjoy!





Using different materials and layering techniques, our Year 6 pupils created micro-organisms - fungi, bacteria and viruses as seen under a microscope