

Issue 3
only 30p!



DBA News



**Dashwood
Banbury
Academy**



All the Dashwood
news from us - the
pupils!

► Issue 3 – February 2023



Eco-Warriors visit waste depot!



Young Voices choir concert!

What's been happening at Dashwood this term?



Year 3 go back in time to the Stone age!

Year 3 are learning to play the recorders!



New anti-bullying support zone is launched!

What have the Anti-Bullying Ambassadors and Head Pupils been up to?



Creating a new support area in The Grove
The Anti-Bullying Ambassadors and Head Pupils have been busy creating a support zone for our pupils in The Grove. This area has information about where pupils can get support if they have any worries and lots of new books all focused on the theme of growing confidence and getting help when it is needed. Our aim is to make sure that every pupil has someone to turn to if they ever need support. We are also busy creating worry boxes for every classroom!



Anti-Racist Bullying behaviour Training - The Diana Award

This term, our Anti-Bullying Ambassadors received some more training from The Diana Award. This time the focus was on racism and how to support racist bullying behaviours at Dashwood. We learned that this is when someone **repeatedly, verbally, physically, or indirectly** targets another person based on their skin colour, their **actual or assumed** culture, ethnicity, nationality or race. Every year we share cultural day at Dashwood, where we celebrate diversity and what is similar and different about each and everyone of us and what makes us unique. Our assemblies and PSHE lessons also focus on these important themes. If there are any other ideas about how we can celebrate diversity and also raise awareness of racist bullying behaviours and how we can all work together to ensure that it does not happen at Dashwood, or if it does, is dealt with effectively, please do let us know.

Eco-Warrior News

The KS2 Eco-Warriors arranged a visit to the Cherwell District Council waste depot on Thorpe Road Industrial Estate to find out more about how we can become more sustainable and recycle more efficiently at Dashwood.

The visit helped us all to learn so much about how to recycle our waste. We learned that we can also recycle 'flimsy plastic' such as snack packets and we even managed to acquire a new bin to collect this type of rubbish in. We plan to write to our local MP Victoria Prentis to find out more about future plans for recycling rubbish, such as flimsy plastic, in Cherwell. Watch this space!

We took and walk around the depot site and learned how all of the waste disposed of in our community is taken care of. We also had the chance to look around and sit in a waste collection vehicle. The visit was very interesting and helped us to understand more about how we can support recycling at Dashwood.

The KS2 Eco-Warriors also lead an assembly to share what they learned and to help educate other pupils about the different recycling bins and what can go in them. You may have seen new silver bins in the playground which help us to recycle peelings and food waste, just like you can do at home!



Our new recycling scheme

In our new bin, we can recycle 'flimsy' plastic such as crisp packets and cereal bar wrappers.


In the brown and silver bins, we can recycle fruit peelings and unwanted food.



In the blue boxes and bins, we can recycle paper, card and hard plastics such as drinks bottles.



Young Voices



Zuzanna (Year 6) tells us why she enjoyed the trip to the Young Voices concert

The trip to Birmingham was quite long but it was worth it! It was so much fun!

When we arrived, we found our seats and had a rehearsal. We had a quick lunch and then the show began!

There were so many vibrant colours flashing around the room because there was a light show. We were also given flashlights so we could pretend that they were stars to light up the concert.

When the concert began, I felt nervous and excited at the same time. The concert is so big and there are so many children there. In between the songs that we sang, there were performances such as beat-boxing and violin playing to enjoy! This is my second time experiencing The Young Voices event and I love it!

Amber, Year 5, also enjoyed the concert: 'My favourite part was when all the children joined in to share their talents!'



Aspiration Council - Term 3 Campaign

- ▶ Last term, the Aspirations Council ran a campaign to support our community by encouraging Dashwood pupils to make Christmas cards for two local care homes: The Ridings and Bromford Gardens. Our choir also sang to add extra happiness to the residents.
- ▶ This term, the Aspiration Council are supporting the start-up of our Dashwood Foodbank to support our families and the community when they need it. They have begun designing posters to advertise that we have our own foodbank.



Hello Fresh have been very generous again and, through Banbury Madni Masjid, donated food boxes to support families. We are very grateful for their continued support.

Dashwood Competition time!

Our *DBA News* team have decided that the competition in this issue of *DBA News* is an origami competition!

In case you do not know, origami, also called paper folding, is the art of folding paper to create both two-dimensional and three-dimensional objects.



There will be four entry groups for the competition:

- Early Years (Cherry Nursery, Plum Nursery and Reception)
- Key Stage 1 (Years 1 and 2)
- Lower Key Stage 2 (Years 3 and 4)
- Upper Key Stage 2 (Years 5 and 6)

Competition rules:

- Your origami creation can only be made from an A4 piece of paper.
- The A4 piece of paper can be cut smaller but no larger than A4 can be used.
- You can use coloured paper.
- You can colour your creation in pen or pencil or leave it plain.
- You can stick items on such as eyes etc.
- You **MUST** write your name on your creation, year group and your class name eg: Max M - Year 4 - Aspen Class

All entries **MUST** be in by Friday 24th February 2023. There will be a box in the school office and in The Grove for entries to be placed in.



Year 4 have been writing newspaper reports to describe the whole school art day we had the beginning of this term

SKETCHING DAY

Last term, the whole school sketched wonderful leaves in Dashwood Banbury Academy, for a whole school display and to develop sketching techniques.

On the 1st of December 2022, Dashwood pupils were all given a range of sketching pencils to practice our techniques. Some of the techniques used are called cross hatching, hatching, contour hatching, scumbling and stippling. Fresh leaves were given out from Miss Shaw's wonderful garden. Each child sketched two magnificent leaves. If some children only sketched one, it must have been neat: a technique that looks like a realistic leaf. After everyone had finished their hard work, Miss Shaw collected every fabulous leaf to laminate for a spectacular display.

When the display was finished, Miss Shaw told Mrs Gordon-Weeks that she had never seen better sketching of leaves. "I love all of these wonderful leaves. They have tried so hard," exclaimed Miss Shaw smiling.

ALL children should NEVER give up sketching and always remember the techniques!

By Hanna (Year 4)

DASHWOOD SKETCHING DAY!

Last term, Dashwood school had a sketching day and the whole school did it to develop skills and create a whole school display.

After being given sketching pencils-a whole range of 6H to 6B, the children practised their techniques to make it as effective as possible. Each child did two realistic leaves. When everyone had completed their leaves, Miss Shaw collected all of the them and put them on a beautiful display.

Miss Shaw told Miss Gordon-Weeks that this day was amazing! "I can't wait to do this again!" Miss Shaw exclaimed. Now, the children must remember the techniques for the future.

Written by Tomasz (Year 4)

Dashwood Sketching Day

On the first of December, the whole of Dashwood Banbury Academy used special sketching pencils to create some spectacular leaves and create a display.

After being given a range of amazing sketching pencils, the children practised their techniques. Miss Shaw kindly gave the school lots of fresh leaves from her garden. At the end of the day, Miss Shaw collected all the sketches of the stunning leaves and laminated them before making a stunning tree display.

"I love the fabulous leaves!" stated Miss Shaw. Miss Shaw told Mrs Gordon-Weeks that the display was eye-catching.

Even though they were good at all the techniques, all teachers hope the children will not forget what they have learned.

Charlotte (Year 4)

Leaf sketching day!

Last term, the whole of Dashwood school sketched leaves to develop their sketching skills and techniques to create a whole school display.

After being given a range of sketching pencils, they practised sketching techniques. Lush leaves had been given out from Miss Shaw's garden. The children used sketching pencils [6H and 6B pencils] and everyone got about 2 - 4 leaves to sketch on a piece of paper. Miss Shaw collected lots of fresh leaves, laminated them and put them on display.

Each child carefully sketched and copied out the leaves they had been given. "I totally loved looking at all of the children's beautiful and glorious sketching techniques," explained Miss Shaw. Miss Shaw told me that the display looked fantastic because the sketching of leaves were really, really good.

All of the children in the school should ALWAYS remember their fantastic sketching skills!

Written by Alexandra (Year 4)

Our amazing whole-school outcome with children from every class contributing!



te



'It is nearly spring-time' fun!

Look at the numbers on the pictures and write the spring vocabulary in the crossword puzzle

SPRING WORD SEARCH

O	K	J	G	H	P	Z	F	V	X	Y	Z
G	I	S	R	U	W	B	B	O	O	T	S
A	T	Y	A	B	L	U	E	B	I	R	D
E	E	U	S	G	A	R	D	E	N	T	H
A	H	U	S	W	Y	W	B	K	M	U	K
P	X	U	K	Q	B	L	O	S	S	O	M
M	G	L	M	S	J	B	A	R	T	R	C
J	U	R	R	B	A	N	E	R	A	G	R
A	P	F	A	V	R	W	E	W	F	S	L
T	D	R	I	Q	O	E	V	S	K	V	U
U	L	I	N	L	L	G	L	C	T	R	G
L	D	A	F	F	O	D	I	L	N	V	R
I	V	U	E	P	J	H	O	J	A	C	E
P	W	I	Q	N	C	M	U	D	O	Q	E
S	E	E	D	S	B	S	Q	C	X	Q	N




BLOSSOM
BLUEBIRD
BOOTS
CHICKS
DAFFODIL
FLOWERS

GARDEN
GRASS
GREEN
KITE
MUD
NEST

RAIN
SEEDS
TULIPS
UMBRELLA
WARM





'Spot the difference'
and colour
me in!

Can you spot
the 10
differences
between the
two pictures?

Jokes from the Dashwood pupils

What did the seal with the broken arm say to the shark?

Do not consume if seal is broken!

What did the ghost eat for lunch?

A Boo-loni- sandwich!

Why can't your nose be 12 inches long?

Because it's a foot!

Why didn't the skeleton go to the dance?

Because they had no-*body* to dance with!

What do mummies like doing?


Wrapping!

What do you call a man with a spade on his head?

Doug

What do you call a man without a spade on his head?

Douglas



Riddles from the Dashwood pupils

(answers on the last page!)

Q: I go all around the world, but never leave the corner. What am I?

Q: If you drop a yellow hat in the Red S
does it become?



Q: What two
can you never eat for breakfast?



Q: If you drop me, I'm sure to crack, but smile at me and I'll smile back. What am I?

Q: What has hands and a face, but can't hold anything or smile?

Q: You'll find me in Mercury, Earth, Mars and Jupiter, but not in Venus or Neptune. What am I?

Year 3 Stone Age Trip to Hill End

► Reported by Zuzanna (Year 6)

Year 3 had a super time at Hill End Outdoor Learning Centre in Oxford on their Stone Age experience trip. On arrival, Year 3 met two Stone Age people who showed them to a clearing in the forest. Here, pupils spent the day experiencing Stone Age life: practising throwing spears, grinding flour, making stone age tools, cooking by fire and building woven fences from willow.

Agata (Year 3) reflected on the trip 'We did lots of fun things: we threw spears like the Stone Age people would have to hunt for food. We made food and cooked bread on an open fire made with wheat milled between two stones (just as the Stone Age people would have done!).'



Amber (Year 3) really enjoyed making tools and Guransh loved making shelters.

Eric really enjoyed using the pretend animal skins to make the shelters more cosy and Vaughn loved cooking the dough to make bread on the open fire.



Commando Joe's - taking on new challenges!

Reporter: Laurie and Noah P-N (Year 5), Photographer: Noah C (Year 5)

Commando Joe's continues to be a huge success with lots of our pupils gaining resilience as they take on the challenges.

Laurie visited one Year 5 session: The teams were on different sides and they needed to swap sides but there were two guards in between. The challenge was to transport fifteen blocks without getting caught! If you were caught, you would turn into a guard and the team would be one person down!

The focus was teamwork and communication and Commando Joe's certificates were awarded to pupils who collaborated, listened and supported their team with advice and positivity!



Year 3 are making lovely music and learning to play the recorder


Year 3 tell us why they are enjoying learning to play the recorder:

Jatin: They make us feel happy and we are even going to do a concert for our parents.

Ezaddeen: Playing the recorder makes me happy because we learn how to use a musical instrument.

Layla: I enjoy it because it is a nice way to learn and be creative.

Megi: I love making music!



Why is it important to play an instrument? For many of us, learning to play the recorder, may have been **the catalyst for the beginning of a career in music education**. Learning to play an instrument is an important skill for our Dashwood pupils! It's fun and rewarding! We also have a class set of glockenspiels, kindly funded by our PTFA, that each class can access. Pupils love these sessions, making music with their friends!

Sporting News

Swimming

This term, we have seen more amazing progress in the swimming pool. So many of our Year 5 and 6 pupils are working towards their 25 metres and every child is making excellent progress because of their resilience.

Rosie, Noah P-N and Laurie (Year 5) have all achieved their 200m (8 lengths of the pool) which is phenomenal! It is great to hear that so many of our pupils are also going swimming regularly with family members or having swimming lessons outside of school too. As we live by a canal and a river, it is so important to learn to swim!

Logan (Year 3) has swimming lessons at Spiceball he told us 'I enjoy swimming because it is fun and it will help me if I ever fall into water'

Amelia (Year 3) goes to swimming lessons with her younger sister Callie and also described their experiences of swimming lessons: 'I go swimming to keep me safe in the water. I am in yellow hats and I go to Spiceball. I think that I will go all the way to the end of the sessions because it keeps me healthy and moving.'

Ruby (Year 6) loves swimming because she learns new skills. As she has moved up to purple hats, she is now learning life saving rescue skills!

Daniel

Amber (Year 5) likes swimming because she can set her self goals, see other people achieve and she likes competing with others.

Spiceball swimming pool is nearby, open to the public daily and offers swimming lessons too.

Please contact Spiceball on: [01295 257522](tel:01295257522) for more information.

Nathan, Year 4, tells us about his experiences at his karate club...

My Karate Journey....so far



Hi, my name is Nathan, I have been training in Karate for four years and I am a purple belt now.

I was a shy kid and Karate has improved my self-confidence.

Through karate, I have developed the speed in which to react when someone throws a punch and I have learnt how to get out of grabs and holds. Great for self-defence!

What I enjoy most about Karate? I learn something new in every lesson and my Sensei(teacher) is just amazing! I love learning new Kata (patterns) and new self-defence techniques. Not only has Karate made me strong physically, it has also helped me stay positive and driven.

My main goal in karate is to achieve my black belt, which I will continue to strive to reach.

I encourage everyone to learn this amazing life skill!

To find out more about this fantastic club you can contact:

Banbury Shukokai Karate
Sensei Gareth Rees
Phone: 01295 272436
Mobile: 07902 146116
www.banburykarate.co.uk

Isabella loves to dance!

Isabella (Year 1) dances for 'The School For Stars' (Julie Bruce Dance Academy) and she is part of their recreational acrobatic competition team. Isabella dances with two other girls from Dashwood. On 19th February, they will be competing in Northampton with the rest of their team 'The School For Stars' have another very competitive team going to the dance World Cup in the summer too!

Isabella tells us why she loves it so much: I like doing it because I have to do tricky moves and my teachers are really nice!

If you would like to dance like Isabella, you can find out more about this dance club at: Julie Bruce Dance Academy, Castle Quay shopping centre, Banbury.

Telephone: 07526 898134 or email: Jbdanceacademy@hotmail.com



Lucy and Ruby tell us why football is so important to them...

Hello, this is Lucy Greatbatch and I am going to tell you all about my football club and why I like football so much.

*I play for Easington Sports football club under 9 girls. I usually play **striker** which is up at the front off the pitch or I occasionally will play **goal keeper** which is in goal. Sometimes it is very hard to catch the ball because I panic it will hit me in the face but, for Christmas I got some new goal keeper gloves, so it is easier to catch the ball because the gloves help me grip the ball.*

*I got into football around 3 years ago and since then I have really been a football fan and even went to watch a women's Euro match at MK Dons stadium with my Brownies unit. I was really inspired by what girls and boys football players can do. This made me go further and start playing football and now I play for a wonderful football team and I **LOVE** it! All my team mates love playing football as well as me.*



Hello everyone.

I just wanted to share some things with you about my favourite hobby playing football.

I play for Easington Sports Girls under 9's team. There are ten girls in the team and they are all great friends of mine.

We train every Thursday at Wykham Academy for one hour. At training we practice our skills such as dribbling, taking corners and using the space between us. We also practice scoring goals.

Our coaches are Paddy and Clare and we have to listen to them and do what they tell us to do. They have lots of experience and help us to improve our performance each week.

The skills I have learnt are passing the ball, communicating with the team shouting for the ball and keeping our shape at all times. We need to be switched on and concentrating at all times. We need to be ready for any situation at any time.

We play every Saturday morning. We travel to different parts of Oxfordshire and sometimes other teams visit us and we play at home. Some of the teams we have played against are Marcham, Rose Hill, Witney and Cumnor.

We have a new kit this year which is red and white with our Easington badge. I wear the number 7 shirt and I play in mid field and striker positions.

The things I most enjoy about playing football are, being with my friends, being part of a team, scoring goals, learning new skills and never giving up. I have learnt that it isn't all about winning it's enjoying the football and having fun and giving it your best shot.

Thank you for listening, I hope you enjoyed my article.

Goodbye for now.

Ruby McCaffrey

To get into football at Easington Sports FC, Banbury, take a look at their website:

<https://www.easingtonsportsfc.com/>

where you can find out who to contact for the appropriate team for your age:

<https://www.easingtonsportsfc.com/contact>

There are teams for both boys and girls of all ages! Training takes place at Easington Sports FC:

Addison Road

Banbury

OX16 9DH

Telephone: 01295 257006 / 07791681204



Oliver (Year 5) also enjoys football at Easington Sports

I like football because I like to be challenged. It is exciting to see who I am against and being active is really good for my mental health.

I go to Easington because the coach is my Dad (Wayne Roberts) and his assistant is Lee Emery. My Dad has inspired me to go to football. Him watching me makes me really proud and happy.



Fun page answers


Picture Crossword answers

Across:

- 3. Lamb
- 7. Easter
- 8. Grass
- 10. Umbrella
- 11. Rainbow
- 12. Bunny
- 13. Butterfly
- 14. Seeding
- 15. Gardening

Down:

- 1. Flowers
- 2. planting
- 4. blossom
- 5. Raincoat
- 6. Shower
- 9. Spring cleaning
- 13. bee



Answers to the riddles

Q: I go all around the world, but never leave the corner. What am I?

A: A stamp.

Q: If you drop a yellow hat in the Red Sea, what does it become?

A: Wet.

Q: What two things can you never eat for breakfast?

A: Lunch and dinner.

Q: If you drop me, I'm sure to crack, but smile at me and I'll smile back. What am I?

A: A mirror.

Q: What has hands and a face, but can't hold anything or smile?

A: A clock.

Q: You'll find me in Mercury, Earth, Mars and Jupiter, but not in Venus or Neptune. What am I?

A: The letter "R."

DBA News needs you!



**Dashwood
Banbury
Academy**

Thank you so much to all those who have written and sent in an articles for one of our DBA Newspapers! We love hearing from you and sharing your news!

- ❖ Have you got a news story for us?
- ❖ Do you want to write an article to share with us all?
- ❖ Any photos of family or religious celebrations? We would love to see and share them!
- ❖ Is there something we could share that is happening in our local community?
- ❖ Would you like to report on a recent class trip?
- ❖ Any jokes to make us giggle?
- ❖ Competition ideas?
- ❖ Do you go to a club or are a member of a team or group and would like to share your talent?
- ❖ Have you got some thing to share that you are proud of?

If the answer is 'YES!', pop your idea, your story/article on a piece of paper and hand it to either Ruby Scott - Year 6 - or Miss Gooch, or email it to the school office for the attention of Miss Gooch office@dashwood-aspirations.org

We would love to hear from you!